



St. Johns Close, Silsden, BD20 0EP

Asking Price £218,500

- NO UPPER CHAIN
- FRONT GARDEN & REAR YARD
- WELL APPOINTED DINING KITCHEN
- CENTRAL HEATING & DOUBLE GLAZING THROUGHOUT
- POPULAR LOCATION
- THREE BEDROOM STONE-BUILT INNER TOWNHOUSE
- PRIVATE DRIVEWAY PARKING
- GROUND FLOOR W.C
- NEW BOILER INSTALLED 2024
- CLOSE TO LOCAL AMENITIES

St. Johns Close, Silsden, BD20 0EP

Superbly positioned on level ground in the heart of Silsden town centre, this attractive three-bedroom stone-built inner townhouse enjoys a convenient setting close to local amenities and the nearby park. The property offers a comfortable and well-planned layout, enhanced by gas central heating, sealed unit double glazing, an easily maintained garden and private driveway parking.



Council Tax Band: C



PROPERTY DETAILS

Superbly positioned on level ground in the heart of Silsden town centre, this attractive three-bedroom stone-built inner townhouse enjoys a convenient setting close to local amenities and the nearby park. Constructed around 2009 by the well-regarded local builders P A Snell & Sons Limited, the property offers a comfortable and well-planned layout, enhanced by gas central heating -with a new boiler installed in 2024, sealed unit double glazing, an easily maintained garden and private driveway parking.

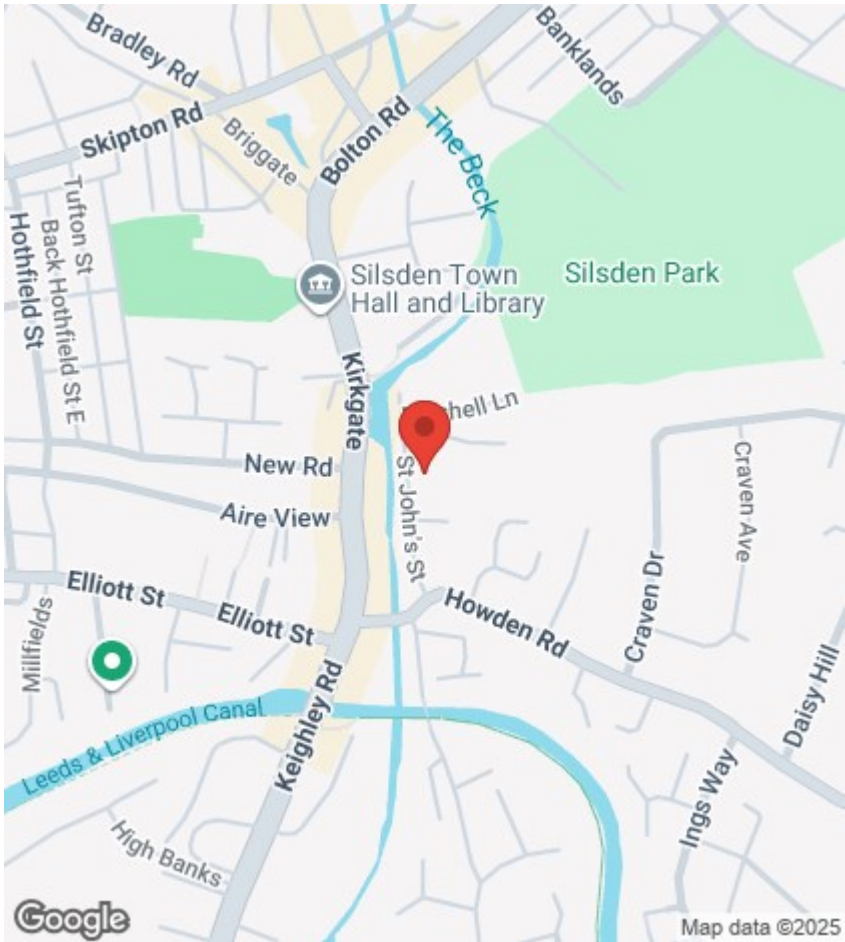
The ground floor features a welcoming living room with a fireplace, black granite effect interior, matching hearth and a living flame coal-style electric fire. A staircase with a spindled balustrade rises to the first floor, and there is a useful built-in storage cupboard beneath. The well-appointed dining kitchen is fitted with a range of natural wood-style units, contrasting granite-effect worktops and integrated appliances including a built-in oven, four-ring gas hob with stainless steel extractor. There's also plumbing for a washing machine, recessed ceiling spotlights and twin French doors opening to the rear. A cloakroom/WC completes the ground floor accommodation, fitted with a white two-piece suite and tiled splash-back.

Upstairs, the landing leads to three bedrooms and a house bathroom. The main and third bedrooms overlook the front, while the second bedroom enjoys views towards the park. The bathroom is fitted with a three-piece white suite, including a panelled bath with a thermostatic shower and screen, a pedestal wash basin and a low suite WC, all set against stylish tiling. Additional features include tiled flooring, recessed lighting, an extractor fan and a shaver point.

Externally, the property benefits from an easily manageable front garden with a lawn and a private block-paved driveway offering off-street parking. To the rear is a small enclosed flagged area, providing a private outdoor space.

Silsden is a popular and thriving town surrounded by beautiful open countryside and situated beside the Leeds/Liverpool Canal. It offers a wide range of amenities, including everyday shops, a Co-op and Aldi supermarket, post office, primary school, chemist, petrol station and good bus links. The nearby village of Steeton has a railway station providing regular services to Skipton, Keighley, Bradford and Leeds, making this an ideal location for commuters and families alike.

This superb property offers a rare opportunity to acquire a well-built, conveniently located home in one of the area's most sought-after locations.



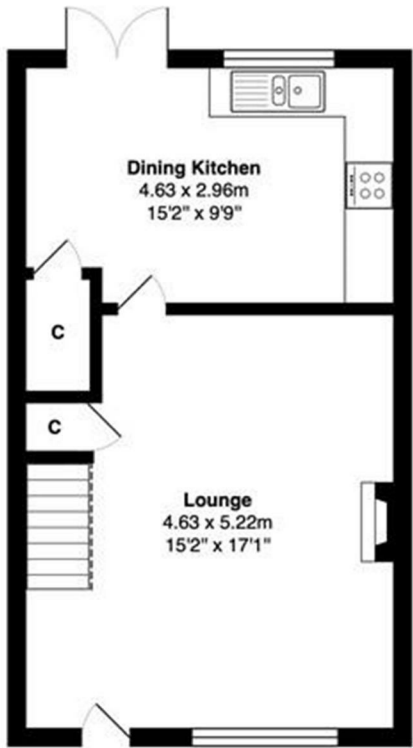
Viewings

Viewings by arrangement only. Call 01535 655212 to make an appointment.

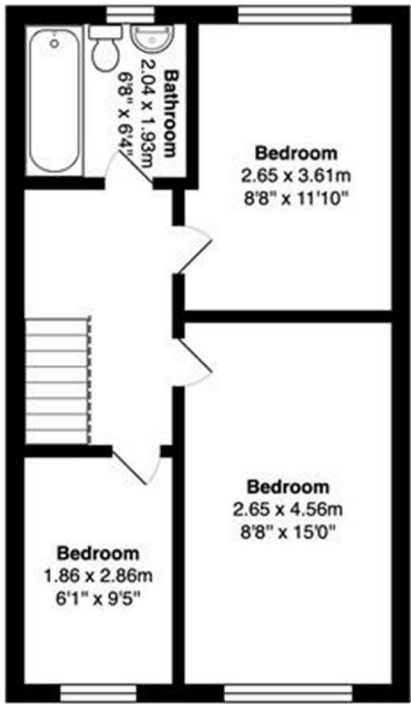
EPC Rating:

C

Energy Efficiency Rating		
	Current	Potential
Very energy efficient - lower running costs		
(92 plus) A		
(81-91) B		
(69-80) C	78	83
(55-68) D		
(39-54) E		
(21-38) F		
(1-20) G		
Not energy efficient - higher running costs		
England & Wales	EU Directive 2002/91/EC	



Ground Floor



First Floor

Total Area: 77.2 m² ... 831 ft²

All measurements are approximate and for display purposes only